

Fireworks Injuries Enquiry 2000 Scotland Summary

Introduction

This is the 22nd annual publication of Scottish results from the Department of Trade and Industry (DTI) Fireworks Injuries Enquiry. The information is derived from data supplied to ISD by NHS hospitals in Scotland and forms part of the DTI's continuing review of policy on fireworks.

The data consist of all injuries caused by fireworks that require treatment in Accident & Emergency Departments and Burns / Plastic Surgery Units in Scotland during the period 11 October to 8 November 2000 inclusive; bonfire-only injuries are excluded.

Comments on this briefing, and requests for further information, are welcomed and should be directed to Frank Clarke, Room BO21, Information & Statistics Division, Trinity Park House, South Trinity Road, Edinburgh, EH5 3SQ (telephone 0131 551 8247)

The main points are:

- the number of injuries reported was 66, down from 82 in 1999, a decrease of almost 20% (figure 2).
- 4 patients were detained for at least one night in hospital; a further 20 were referred to outpatient departments for further treatment (figures 2 and 4).
- the numbers of injuries to under 16 yr olds increased for the second year running, and accounts for 66% of all injuries, however, in the 21 and over age group injuries halved from 34 the previous year to 17.
- the largest single attributable cause of injuries, was other proprietary fireworks; injuries from bangers and rockets decreased by a third from 1999 (figures 2 and 4).
- although reduced from 1999, injuries to the hand still forms the largest group. Head and eye injuries have also decreased, with head injuries falling from 21 in 1999 to 8 in 2000 (figure 5).
- injuries occurring at family or private parties fell from 1999; casual incidents in the street rose marginally from the previous year (figure 2).

Figure 1 Trend by age group of patient treated

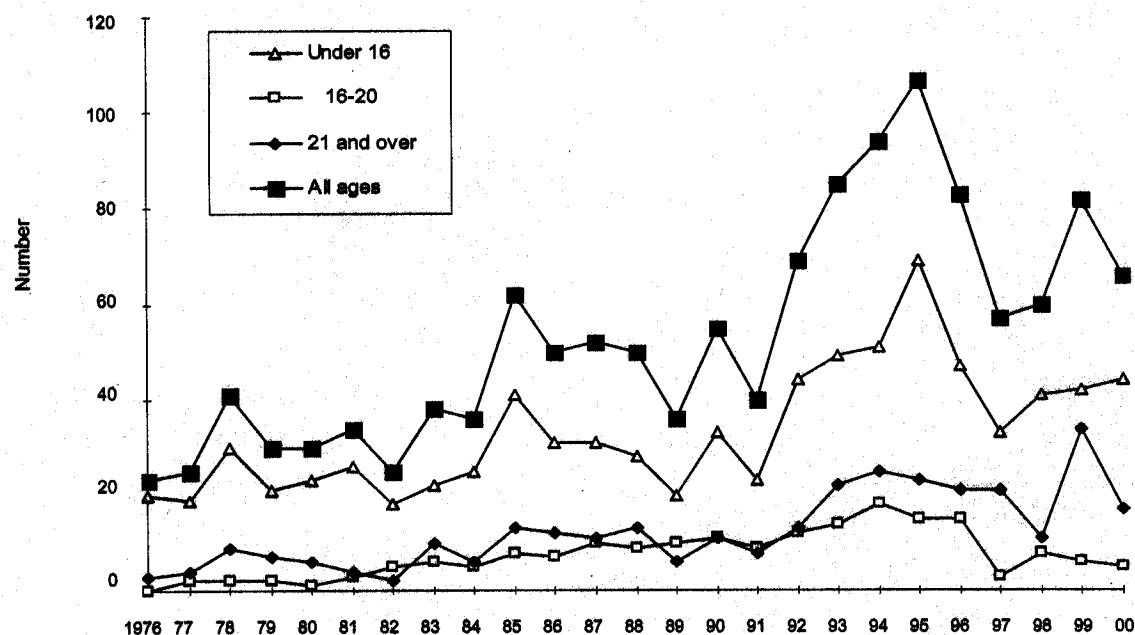
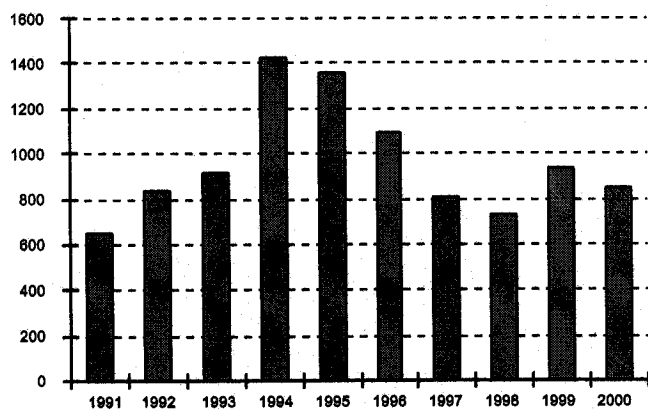


Figure 2 Trends in fireworks accidents

	1975	1980	1985	1990	1995	1998	1999	2000
Total Cases	38	30	62	55	107	60	82	66
Place of Accident								
Family or private party	3	5	10	6	24	14	26	19
Semi public party ¹	{ 4 }	-	4	2	3	3	2	2
Large public display	4	5	8	11	4	9	17	8
Casual incident in street or other public place ²	17	17	33	29	60	31	30	34
Indoors	{ 14 }	3	3	4	3	-	2	3
Other	-	-	4	3	13	3	5	-
Type of Firework								
Banger	12	10	21	15	33	10	15	10
Rocket	6	2	14	6	18	14	21	14
Air bomb	3	7	3	3
Roman candle ³	2	2	4	4	2	5	6	5
Sparklers	{ 2 }	3	4	3	12	5	11	10
Novelty barrage/cake	6
Set pieces	1
Other proprietary fireworks	3	1	2	4	2	9	7	17
Home made or extracted powder	3	1	2	2	-	3	1	-
Not known	12	11	15	21	37	7	18	-
Severity of Injury								
Died	-	-	-	-	-	-	-	-
Transferred to another hospital	5	7	3	3
Detained in hospital one night or more	3	2	7	6	3	5	4	1
One days absence from school, work etc	3	2	16	8
Minor injury	30	23	36	40
Referred to outpatient department	39	14	20	30
Referred to GP	25	7	9	8
No further treatment required	27	27	34	19
Not known	2	3	3	1	8	-	12	5
Age Group of Injured Person								
21 and over	6	6	13	11	23	11	34	17
16-20	3	1	8	11	15	8	6	5
13-15	9	11	20	12	26	10	15	16
Under 13	20	12	21	21	43	31	27	28
Eye Injuries	..	14	20	11	18	16	17	14

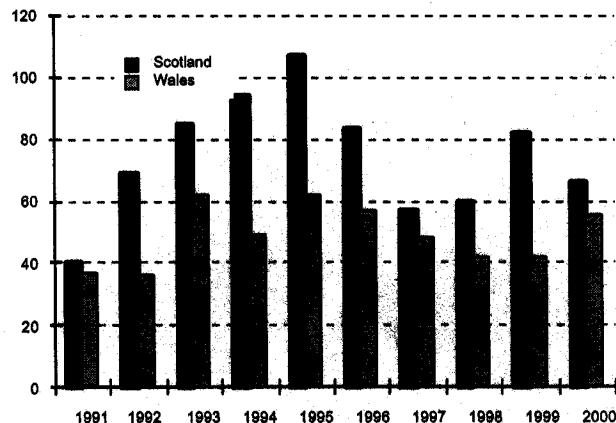
1 Prior to 1993 figures are for "Public/semi public display".
 2 Prior to 1993 figures are for "Casual incident in street".
 3 Prior to 1993 figures are for "Roman candle or similar".
 .. Not available.

**Figure 3a Patients treated for fireworks accidents
England: 1991-2000**



Source: Department of Trade and Industry (for England and Wales figures).

**Figure 3b Patients treated for fireworks accidents
Scotland, Wales: 1991-2000**



**Figure 4 Fireworks accidents;
by health board area of treatment ^{1,2}**

	Scotland	Argyll & Clyde	Ayrshire & Arran	Borders	Dumfries Fife & Galloway	Grampian	Greater Glasgow	Highland	Lanarkshire	Lothian	Tayside	Shetland	
Total patients treated	66	6	3	2	1	5	2	24	3	3	6	10	1
Place of Accident													
Family or private party	19	1	1	1	-	1	1	7	1	2	-	4	-
Public semi/public display	2	-	-	-	-	-	-	-	-	-	-	2	-
Large public display	8	1	-	-	1	-	-	-	2	1	1	1	1
Casual incident in street	34	4	2	1	-	4	1	15	-	-	4	3	-
Indoors	3	-	-	-	-	-	-	2	-	-	1	-	-
Other	-	-	-	-	-	-	-	-	-	-	-	-	-
Type of Firework													
Banger	10	-	1	-	-	1	-	8	-	-	-	-	-
Rocket	14	1	-	1	-	-	-	6	1	2	1	2	-
Air bomb	3	1	-	-	-	-	-	-	-	-	1	1	-
Roman candle	5	1	-	-	-	1	-	-	1	1	-	1	-
Sparklers	10	1	1	1	1	-	1	2	1	-	-	2	-
Noveltybarrage/cake	6	-	-	-	-	2	-	-	-	-	2	1	1
Set pieces	1	1	-	-	-	-	-	-	-	-	-	-	-
Other proprietary fireworks	17	1	1	-	-	1	1	8	-	-	2	3	-
Home made or extracted powder	-	-	-	-	-	-	-	-	-	-	-	-	-
Not known	-	-	-	-	-	-	-	-	-	-	-	-	-
Severity of Injury													
Died	-	-	-	-	-	-	-	-	-	-	-	-	-
Transferred to another hospital	3	-	-	-	-	-	-	2	-	1	-	-	-
Detained in hospital for one night or more	1	-	-	-	-	-	-	-	-	-	1	-	-
Referred to outpatient dept.	30	3	1	1	-	3	1	11	2	2	2	4	-
Referred to GP	8	-	-	-	-	2	-	2	-	-	2	1	1
No further treatment required	19	-	2	1	1	-	1	9	1	-	1	3	-
Not known	5	3	-	-	-	-	-	-	-	-	-	2	-
Age Group of Injured Person													
21 and over	17	1	1	1	-	2	1	5	-	1	1	3	1
16-20	5	-	-	-	-	-	-	3	1	-	1	-	-
13-15	16	3	-	-	-	1	1	7	1	-	2	1	-
Under 13	28	2	2	1	1	2	-	9	1	2	2	6	-
Sex³													
Males	41	5	2	1	-	4	1	14	3	1	2	7	1
Females	25	1	1	1	1	1	1	10	-	2	4	3	-
Type of Injury³													
Eye	14	-	1	1	1	-	1	5	1	1	1	1	1
Head	8	-	-	1	-	1	1	3	-	-	1	1	-
Hand	26	3	1	-	-	3	1	10	1	-	2	5	-
Arm	7	2	-	1	-	1	-	-	2	1	-	-	-
Leg / foot	12	1	1	-	-	-	-	5	-	-	2	3	-
Torso	8	-	-	1	-	1	-	2	2	2	-	-	-

1 Where patients were transferred between hospitals data is recorded against the first hospital of treatment.

2 No injuries were reported in the following health board areas: Forth Valley, Orkney, and Western Isles.

3 The number of patients treated may not equal the total number of injuries sustained as patients may have more than one injury.

Figure 5 Type of injury by type of firework

Type of injury	Type of firework											
	All Fireworks		Banger	Rocket	Air Bomb	Roman Candle	Sparkler	Novelty Barrage/ Cake	Set pieces	Other proprietary fireworks	Home made or extracted powder	Not known
	1999	2000										
Total patients treated¹	82	66	10	14	3	8	10	6	1	19	-	-
Eye	17	14	1	2	-	-	3	1	-	7	-	-
Head	21	8	1	3	-	-	1	2	-	1	-	-
Hand	29	26	5	3	1	2	5	2	1	6	-	-
Arm	5	7	-	3	1	3	-	-	-	-	-	-
Leg / foot	8	12	2	3	1	-	1	1	-	4	-	-
Torso	7	8	1	3	-	3	-	-	-	1	-	-

1 The number of patients treated may not equal the total number of injuries sustained as patients may have more than one type of injury.

Figure 6 Type of Injury; by outcome

Type of Injury	Outcome of Injury							
	All outcomes	No further treatment required	Referred to		Detained in this hospital	Transferred to another hospital	Died	Not known
			GP	Outpatient department				
Total patients treated¹	66	19	8	30	1	3	-	5
Eye	14	9	1	3	-	1	-	-
Head	8	3	2	1	1	1	-	-
Hand	26	4	3	15	-	1	-	3
Arm	7	1	-	4	-	-	-	2
Leg / foot	12	5	2	5	-	-	-	-
Torso	8	1	-	7	-	-	-	-

¹ The number of patients treated may not equal the total number of injuries sustained as patients may have more than one type of injury.

Figure 7 Fireworks Injuries; by age

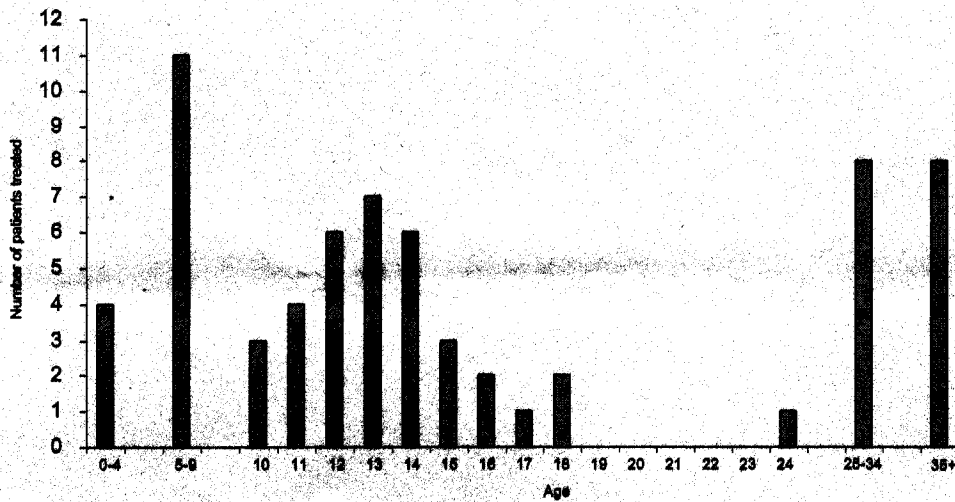


Figure 8 Calendar of Injuries sustained

